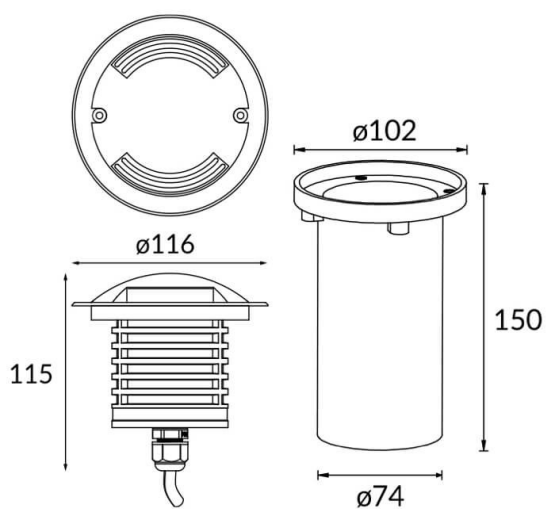
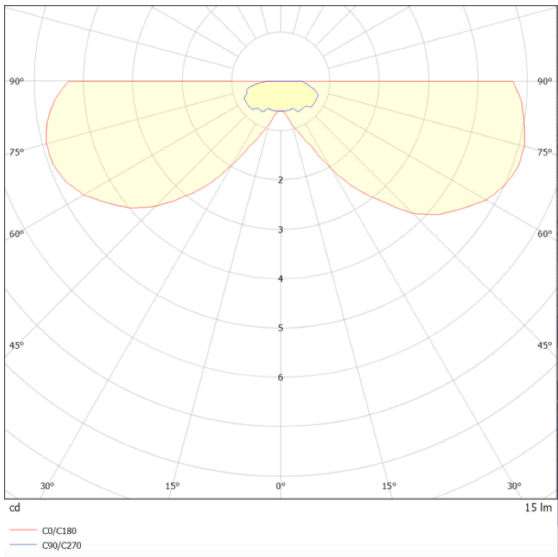




# Esquema








# Curva fotométrica












MARK-L

|                  |                      |
|------------------|----------------------|
| Código artículo  | 86.OIN6.2331.03      |
| Tipo de producto | Outdoor              |
| Categoría        | Empotrables de suelo |
| Familia          | MARK                 |
| Subfamilia       | MARK-L               |

Pictograms







|                              |               |
|------------------------------|---------------|
| Producto                     |               |
| Potencia real (W)            | 4             |
| Ángulo de apertura           | assymetric    |
| Life time (h)                | 50000h L80B10 |
| IP                           | 67            |
| Equipo                       | ON-OFF        |
| Temperatura de color (K)     | 3000          |
| Consistencia de color (SDCM) | SDCM<3        |
| CRI                          | 80            |
| IK                           | 10            |